

# Eureka: Database Guide

Patrick Power Library  
2023

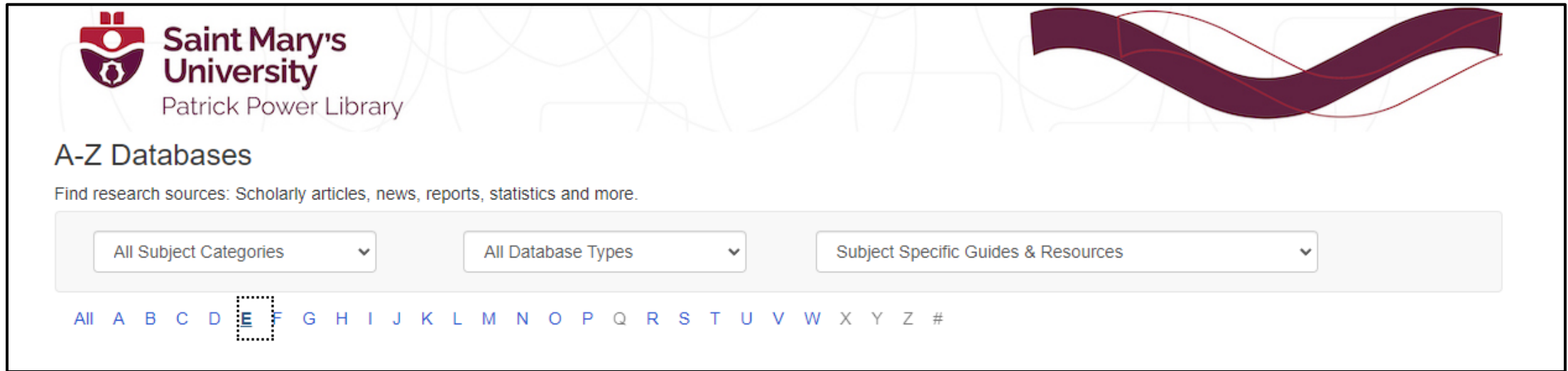
# About Eureka


Eureka is a database that provides access to full-text content from thousands of worldwide news sources including daily newspapers, websites, radio, television, social media, and more. Dates of coverage and access vary depending on the source.



# Getting Started

From the Library's home page, click on [Databases A-Z](#), then select Eureka.



 **Saint Mary's University**  
Patrick Power Library

## A-Z Databases

Find research sources: Scholarly articles, news, reports, statistics and more.

All Subject Categories ▾ All Database Types ▾ Subject Specific Guides & Resources ▾

All A B C D **E** F G H I J K L M N O P Q R S T U V W X Y Z #



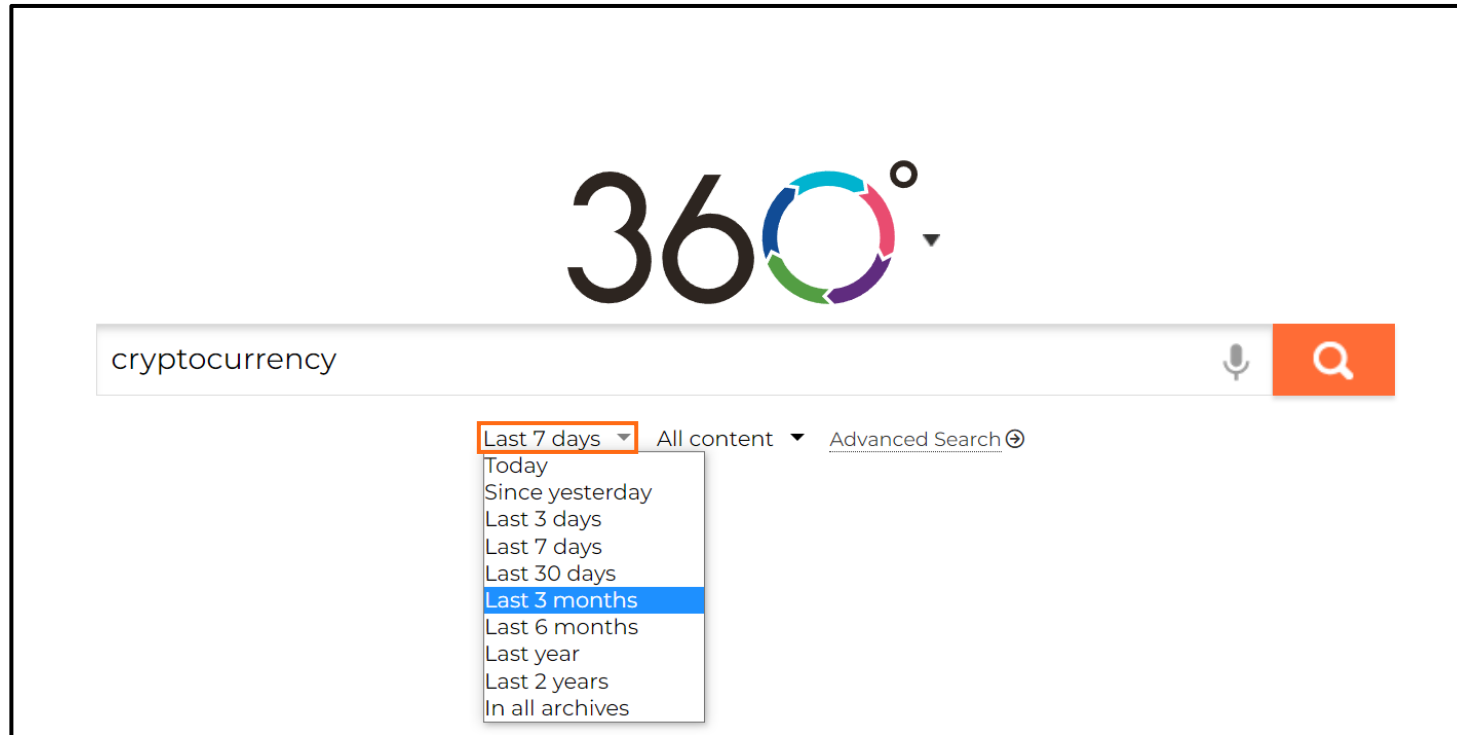
[Eureka \(Newspapers and News Media\)](#) 

[more...](#) 

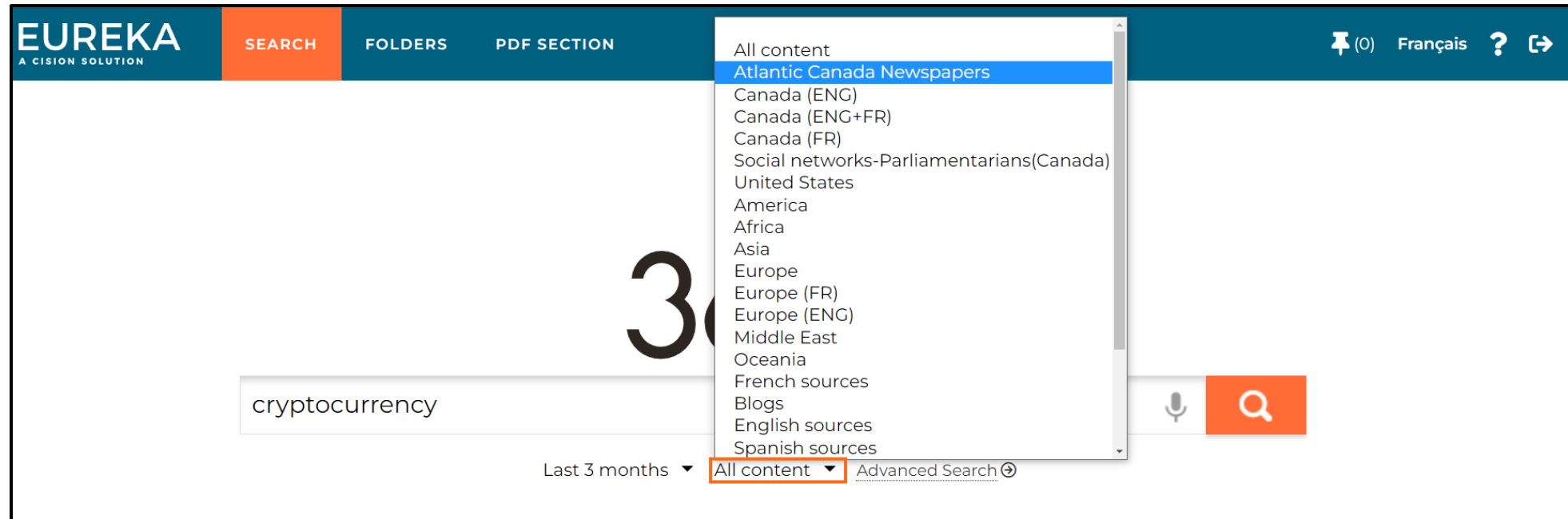


# Searching with Eureka

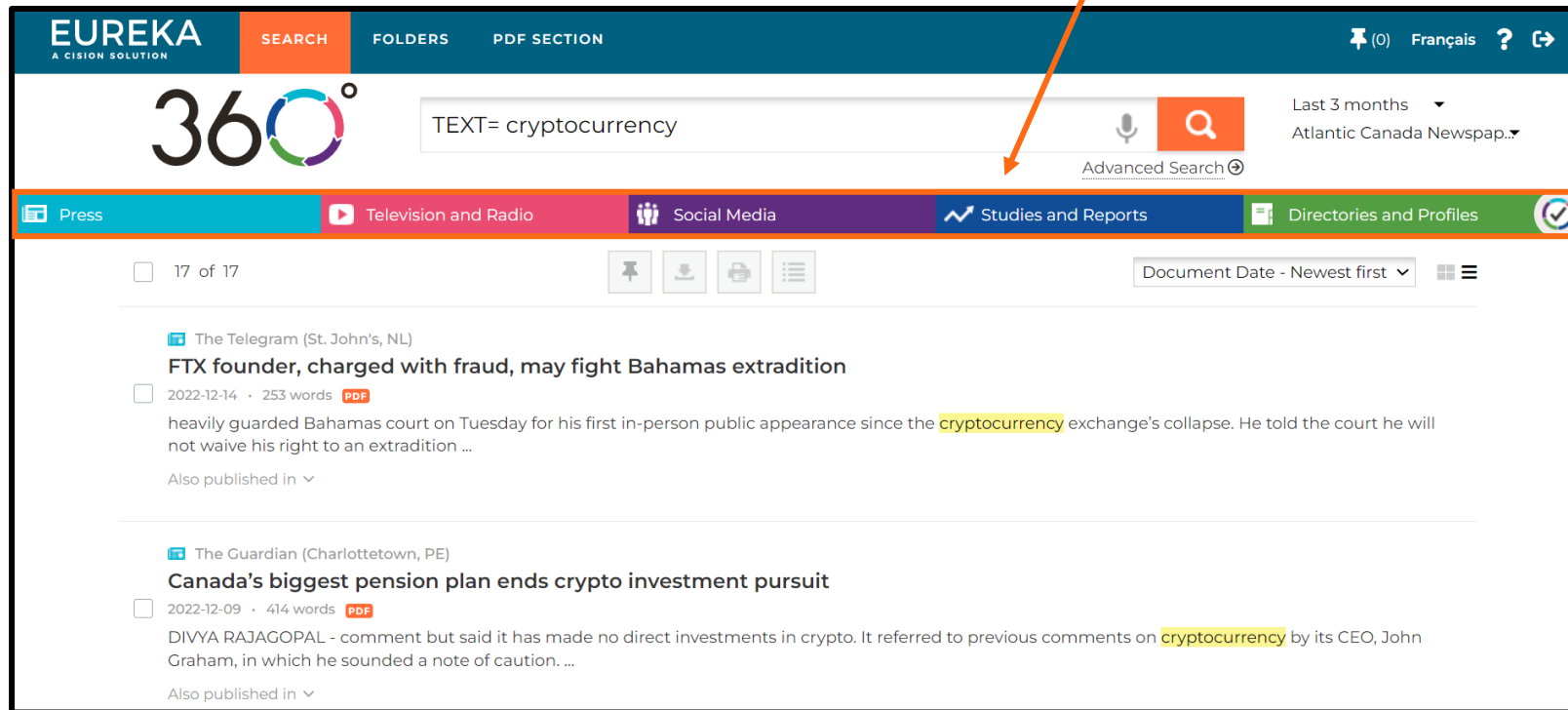
Eureka's basic search is similar to Google, a single search box for entering keywords. By default, Eureka searches for content published within the last 7 days. You can choose to search by a different date range by clicking on the drop-down menu.



By default, Eureka searches content from every news source available in its database. You can limit your search to a specific geographic location, language, or source type (website and blogs, social networks, etc.) by clicking on the drop-down menu.



Search results will include a title or headline, partial abstract, publication date, and source of publication. You can filter your results by news medium, such as “Press”, “Television and Radio”, “Social Media”, or other options provided at the top of the search results page.

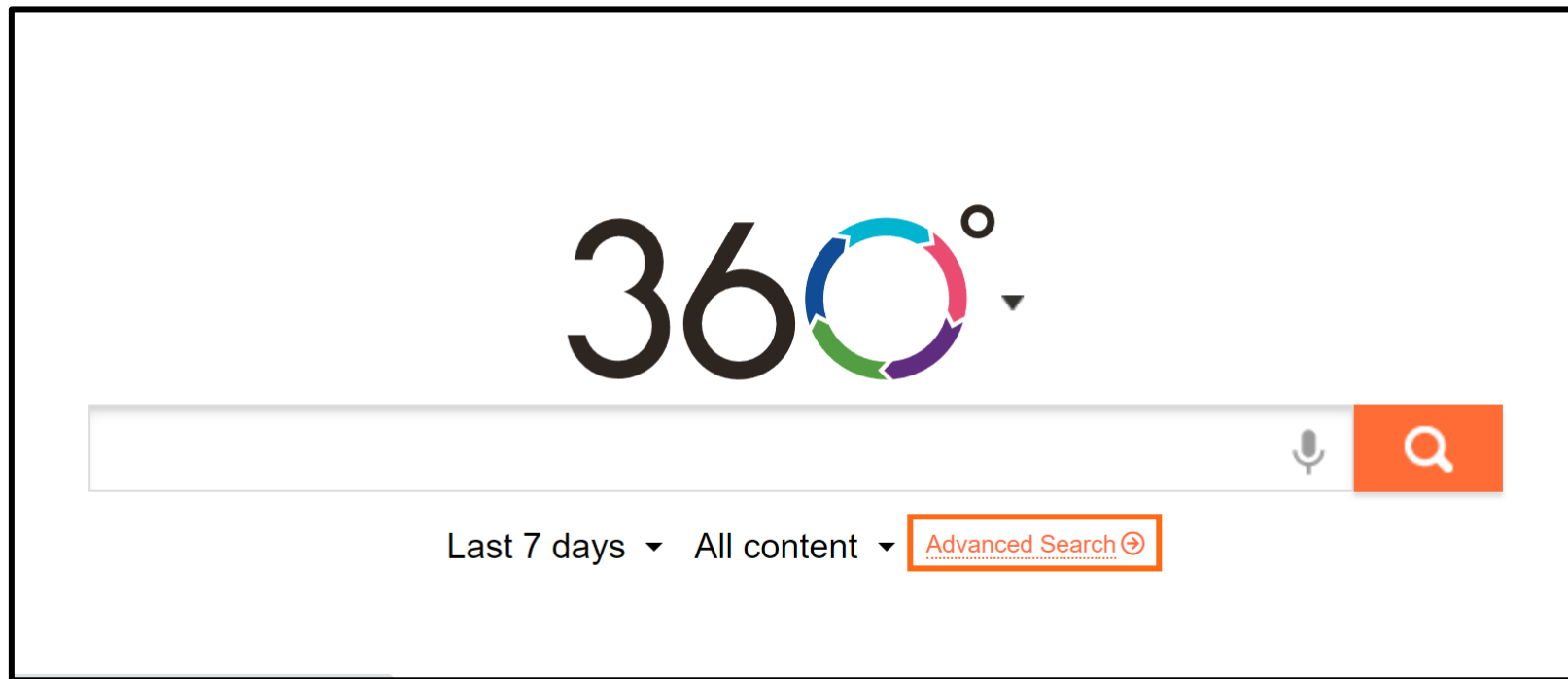


The screenshot displays the EUREKA search interface. At the top, there is a navigation bar with 'EUREKA A CISION SOLUTION', 'SEARCH', 'FOLDERS', and 'PDF SECTION'. On the right, there are options for 'Français', a help icon, and a refresh icon. Below the navigation bar, the search bar contains the text 'TEXT= cryptocurrency'. To the right of the search bar, there is a filter dropdown set to 'Last 3 months' and 'Atlantic Canada Newspap...'. Below the search bar, there is a horizontal menu with five categories: 'Press' (selected), 'Television and Radio', 'Social Media', 'Studies and Reports', and 'Directories and Profiles'. The search results are displayed below the menu, showing two results. The first result is from 'The Telegram (St. John's, NL)' with the headline 'FTX founder, charged with fraud, may fight Bahamas extradition'. The second result is from 'The Guardian (Charlottetown, PE)' with the headline 'Canada's biggest pension plan ends crypto investment pursuit'. Both results include a checkbox, a date, a word count, and a PDF icon. The word 'cryptocurrency' is highlighted in yellow in both results. An orange arrow points from the text above to the search bar.



# Advanced Searching

To use Eureka to its full advantage, the Advanced Search function offers more search and filter options. Advanced searches require more attention to search criteria but can lead to results that better suit your needs.





In the Advanced Search screen, you can use keywords and Boolean operators (“AND,” “OR,” and “WITHOUT”) to modify your results. You can also specify where you would like to search for the keywords (such as “anywhere in the text,” “in the author name,” or “in the lead”).

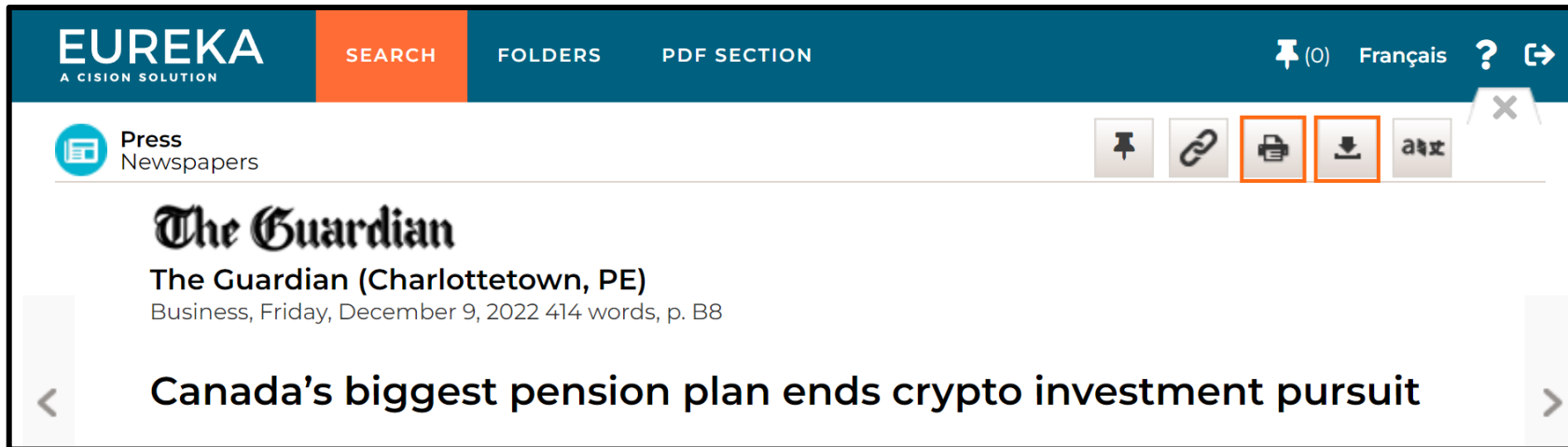
The screenshot shows the 'Advanced Search' screen. At the top left is a back arrow and the title 'Advanced Search'. Below the title, the text 'Keywords in all the text' is displayed. A large text input field is present, with an orange arrow pointing to it from the annotation 'Type in keywords'. Below this field is a smaller text input field with the annotation 'Select a Boolean operator and add more keywords (if needed)'. Below the Boolean field are three rows of buttons for 'AND', 'OR', and 'WITHOUT'. An orange arrow points to the 'OR' button in the first row. To the right of these buttons are three search location dropdown menus. The first dropdown is set to 'in the title', the second to 'in the lead', and the third to 'in the author name'. An orange arrow points to the first dropdown with the annotation 'Select where you would like to search for keywords'.





# Working with Search Results

When you have found an article that you would like to save or print, click on the title to view the record. If a full-text file is available, select the Download icon (  ) or the Print icon (  ) to access the file.

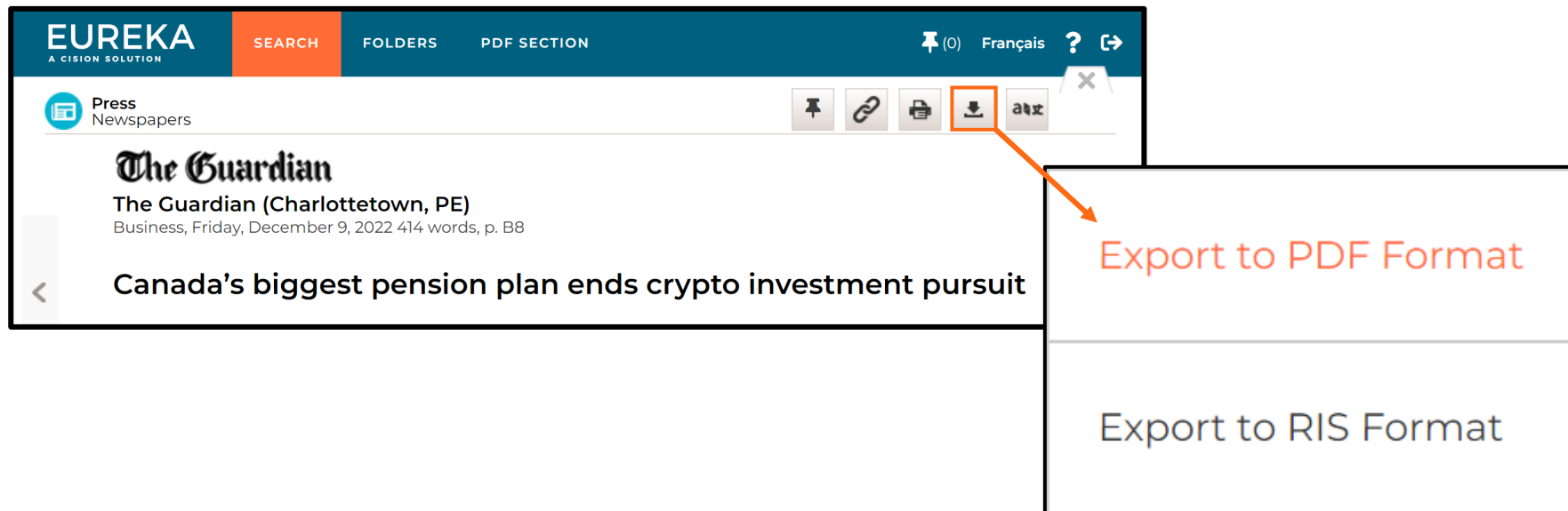


The screenshot displays the EUREKA search results interface. The top navigation bar includes the EUREKA logo (A CISION SOLUTION), a SEARCH button, and links for FOLDERS and PDF SECTION. On the right, there are icons for a pin (0), Français, a help icon, and a refresh icon. Below the navigation bar, a section titled "Press Newspapers" contains a list of search results. The first result is for "The Guardian" newspaper, with the specific article titled "The Guardian (Charlottetown, PE)". The article details include "Business, Friday, December 9, 2022 414 words, p. B8". The main headline of the article is "Canada's biggest pension plan ends crypto investment pursuit". To the right of the article title, there is a toolbar with icons for pinning, linking, printing, downloading, and a search icon. The print and download icons are highlighted with orange boxes, corresponding to the text in the slide above.



# Downloading an Article

Clicking on the download icon will provide you with the option to export to PDF or RIS format. Select the RIS Format if you want to save the file for uploading to RefWorks or another citation manager.




The screenshot shows the Eureka interface with a dark blue header containing the logo 'EUREKA A CISION SOLUTION' and navigation tabs for 'SEARCH', 'FOLDERS', and 'PDF SECTION'. On the right of the header, there are icons for a bookmark (0), language ('Français'), help (?), and a refresh icon. Below the header, a 'Press Newspapers' section is visible. A toolbar contains icons for bookmark, link, print, download, and a file icon. The download icon is highlighted with a red square, and an orange arrow points from it to a dropdown menu. The dropdown menu has two options: 'Export to PDF Format' in red text and 'Export to RIS Format' in blue text. The article title 'The Guardian' and subtitle 'The Guardian (Charlottetown, PE)' are visible, along with the date 'Business, Friday, December 9, 2022 414 words, p. B8' and the main headline 'Canada's biggest pension plan ends crypto investment pursuit'.




If you would like to save multiple articles at once, select the articles from the page of search results, and then click on the corresponding icon to download or print. Results saved to PDF will be downloaded as one PDF document, so only use this function if you are okay with saving multiple articles to one file.





 Cape Breton Post (NS)

**FTX founder, charged with fraud, may fight Bahamas extradition**


2022-12-14 · 253 words 

heavily guarded Bahamas court on Tuesday for his first in-person public appearance since the **cryptocurrency** exchange's collapse. He told the court he will not waive his right to an extradition ...


Also published in 

 The Guardian (Charlottetown, PE)


**Canada's biggest pension plan ends crypto investment pursuit**

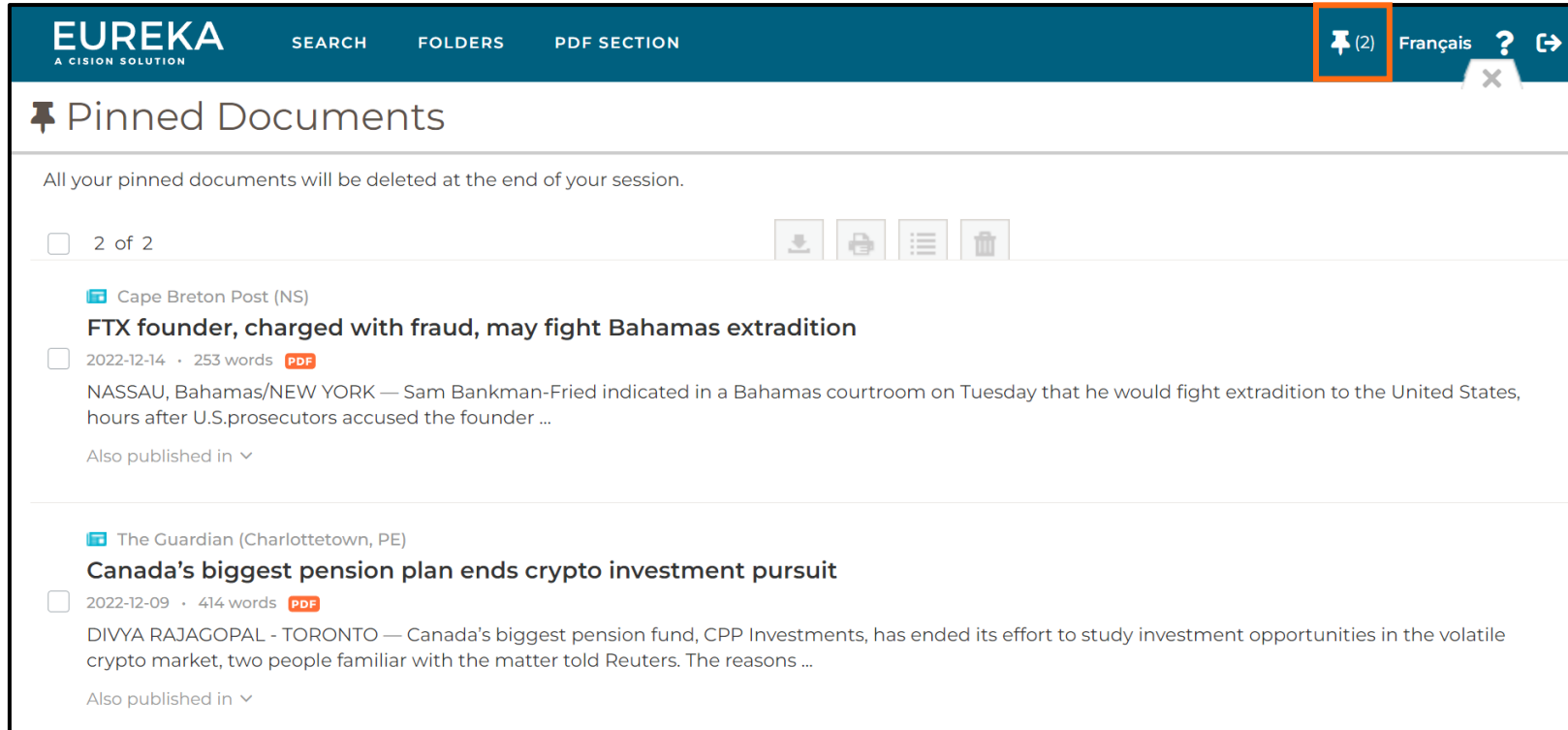
2022-12-09 · 414 words 

DIVYA RAJAGOPAL - comment but said it has made no direct investments in crypto. It referred to previous comments on **cryptocurrency** by its CEO, John Graham, in which he sounded a note of caution. ...

Also published in 



As you browse through search results, you can use the pin icon (  ) located at the top of the page to select documents for later viewing.



The screenshot shows the EUREKA search interface. At the top, there is a dark blue header with the EUREKA logo and navigation links for SEARCH, FOLDERS, and PDF SECTION. On the right side of the header, there is a pin icon with a '(2)' next to it, indicating two pinned documents. An orange arrow points from the text above to this icon. Below the header, the page title is 'Pinned Documents'. A message states: 'All your pinned documents will be deleted at the end of your session.' Below this, there are two document entries, each with a checkbox on the left and a list of icons (download, print, list, delete) on the right. The first entry is from 'Cape Breton Post (NS)' with the title 'FTX founder, charged with fraud, may fight Bahamas extradition', dated 2022-12-14, 253 words, and a PDF icon. The second entry is from 'The Guardian (Charlottetown, PE)' with the title 'Canada's biggest pension plan ends crypto investment pursuit', dated 2022-12-09, 414 words, and a PDF icon. Both entries include a snippet of text and a link to 'Also published in'.

Pinned documents will be deleted at the end of your session, so be sure to view and download/print your pinned documents before closing your browser.

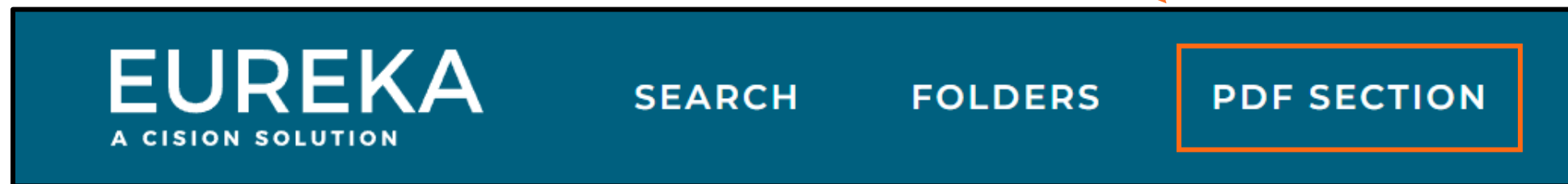


# Examining Full News Sources in PDF Section

Eureka offers a PDF section where you can look at complete newspaper publications, rather than individual articles. There are local, national and international news sources that you can click on and review in-browser.

Availability of the latest issue varies depending on the source, though most publications provide access to recent issues.

You can navigate to this section by clicking on “PDF Section” in the Eureka navigation bar at the top of the page.



**EUREKA**  
A CISION SOLUTION

SEARCH FOLDERS **PDF SECTION**

PDF Section [+]

Find the last edition available

[Advanced search](#)

1 Results

**The Chronicle Herald**

The Chronicle Herald (Halifax, NS)

Last Edition: 2023-02-27 [Consult](#)

[Previous edition](#)  
[All archives](#)

In the PDF section, you can search for a specific publication by entering its title into the search bar. Or, you can select the Advanced search option to search for publications by topic or date.

**EUREKA**  
A CISION SOLUTION

SEARCH FOLDERS **PDF SECTION**

Advanced Search [+]

[Back](#)

Covered topic

Select specific date or date range

Date Range

[OK](#)



# Have Questions?

If you have any questions, please visit or contact the [Research Help](#) desk for assistance:

**Email:** [research@smu.ca](mailto:research@smu.ca)


**Phone:** 902-420-5544

**Text:** 902-702-3057

**Book a [Research Help appointment](#)**

Check out the library's complete list of [instructional guides](#) for more helpful resources.





Patrick Power Library  
Saint Mary's University